

Deepra - Flexible Video Uretero-Renoscope

Optical System	Pixels: 160K
	Field of view: 120°
	Depth of view: 3-50mm
	Illumination: optical fiber
Insertion Tube	Maximum outer diameter: 9Fr
	Working length: 650mm
Instrument Channel	Working channel: 3.6Fr
Bending Section	Angulation range: up275°/down275°
Dimensions	Width: 305mm
	Height: 240mm
	Thickness: 40mm
	Weight: 3kg
Connections	AV
	HDMI
	VGA
	DVI
	SDI



UNIQUE
Medical Devices

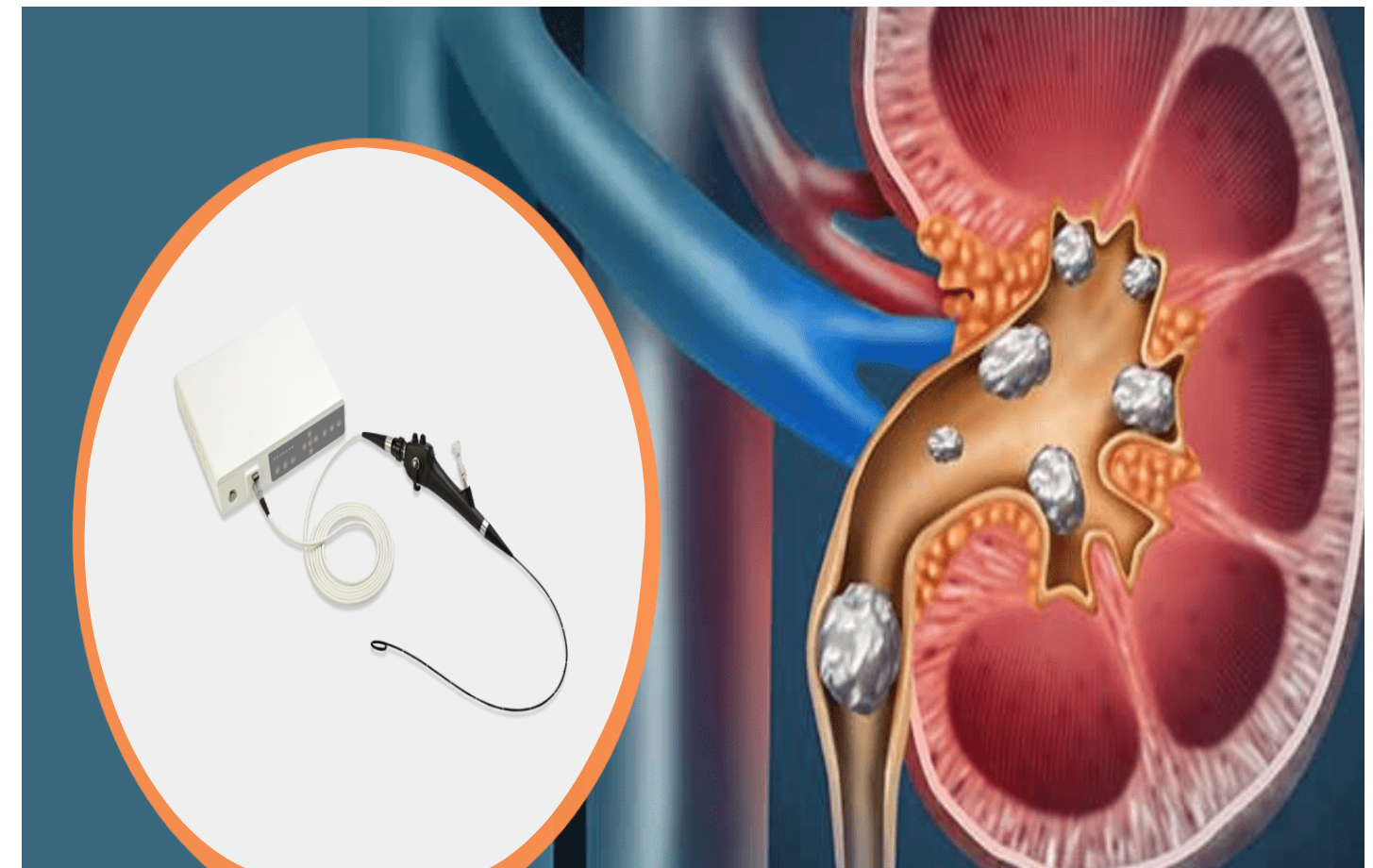
See More, Reach More!

- No Compromise
- No Repairs
- No Sterilization
- No Availability issue
- Cost Effective




UNIQUE
Medical Devices

324, Vipul Business Park, Sector -48,
Gurgaon – 122001, Haryana. INDIA
Email- sales@umd.ind.in & info.umd@gmail.com
Mob. -0124-4080411/ 8860086235/ 8860086234
Web- www.umd.ind.in



UD 30 Single Use



Dual Buttons
For snap/Video capture

Self Locker
For reducing surgeon fatigue

True 1 : 1
Torque ratio

Flexible Sheath
3.6Fr working channel

Excellent Deflection
For easier navigation of lower pole



UD32 Reusable



Dual Buttons
For snap/Video capture

Self Locker
For reducing surgeon fatigue

True 1 : 1
Torque ratio

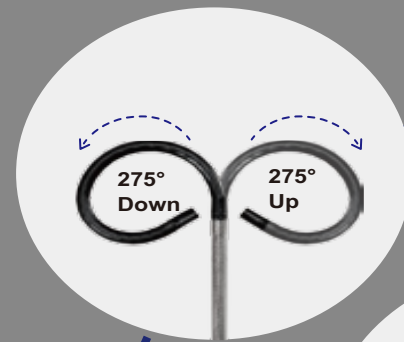
Excellent Deflection
For easier navigation of lower pole

Flexible Sheath
3.6Fr working channel



UMD all in one system, always be ready for portable image processor

Excellent Deflection



Challenging Location



Reach Where You Want to Reach



Easy To Reach



Double Bending



UMD Provides a High-Quality image that is Noticeably clearer than fiberscope .The high-quality and large-size image help to support more detail and precise observation.